

How does Adult Social Care need to adapt to support integration

Ray James

President of the Association of Directors of Adult Social Services,
Director of Health, Housing and Adult Social Care, London Borough of Enfield

#rayjames



**MEN ARE
FROM MARS,
*Women Are
from Venus***

A Practical Guide for
Improving Communication and
Getting What You Want in Your Relationships

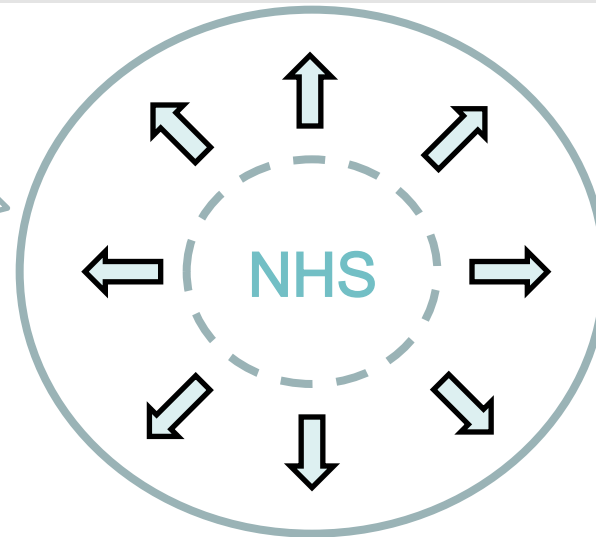
JOHN GRAY, Ph.D.

directors of
adass
adult social services


Forward View

- Devolved
 - Place Matters as do the people in it
- Integrated
 - Across Health, Social Care & Other Public Services
- Personalised
 - Individuals often the best integrator

From 2011 to 2015/16 Health Funding has increased by 19.3%:
£97.5bn to £116.4bn



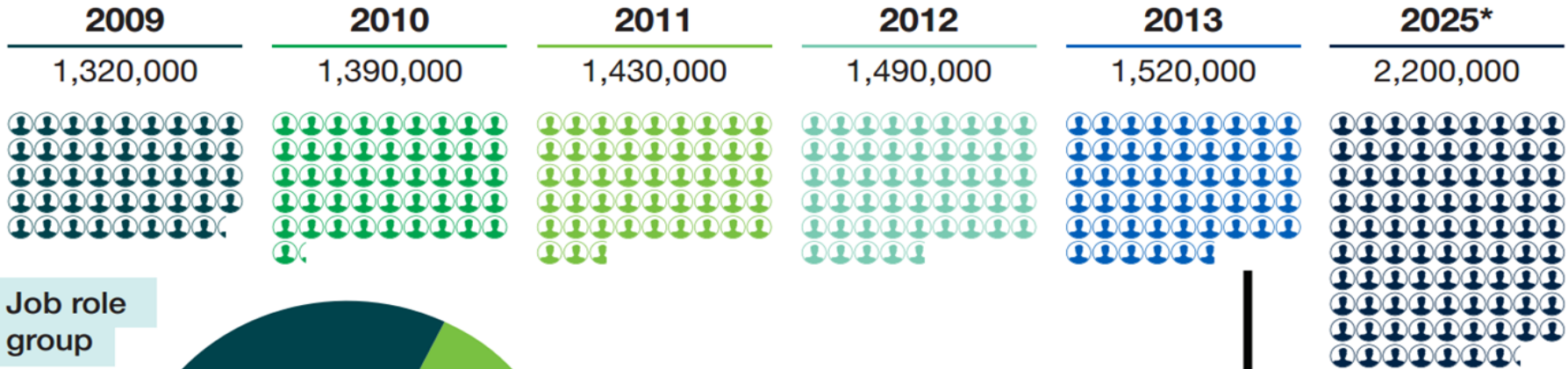
During this time Social Care Funding has *decreased* by 10.7%
in cash (31% real)
terms taking demography into
account: £14.9bn to £13.3bn



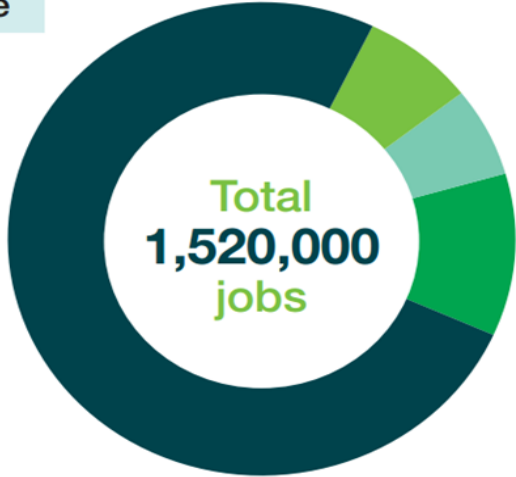
The money being transferred from the NHS is not enough to mitigate these spending reductions.

Size and structure ASC workforce

Estimated number of adult social care jobs in England



Job role group



- Direct care - 1,148,000
- Managerial - 113,000
- Professional - 94,000
- Other - 167,000

Councils and the NHS

Both systems interdependent but both treated independently of each other in terms of funding settlements

70% NHS spend is on older people with long term conditions.

We both deal with the same cohort of people

Policy (social care)

- Integration at scale and pace
- Delay of Care Cap to focus on sustainability
- Care Act

How do we do this

- *Incentivise system leadership*
- *I.C.O. or I.P.C.*
- *Workforce - new tribes*
- *Coproduced with and for local people*